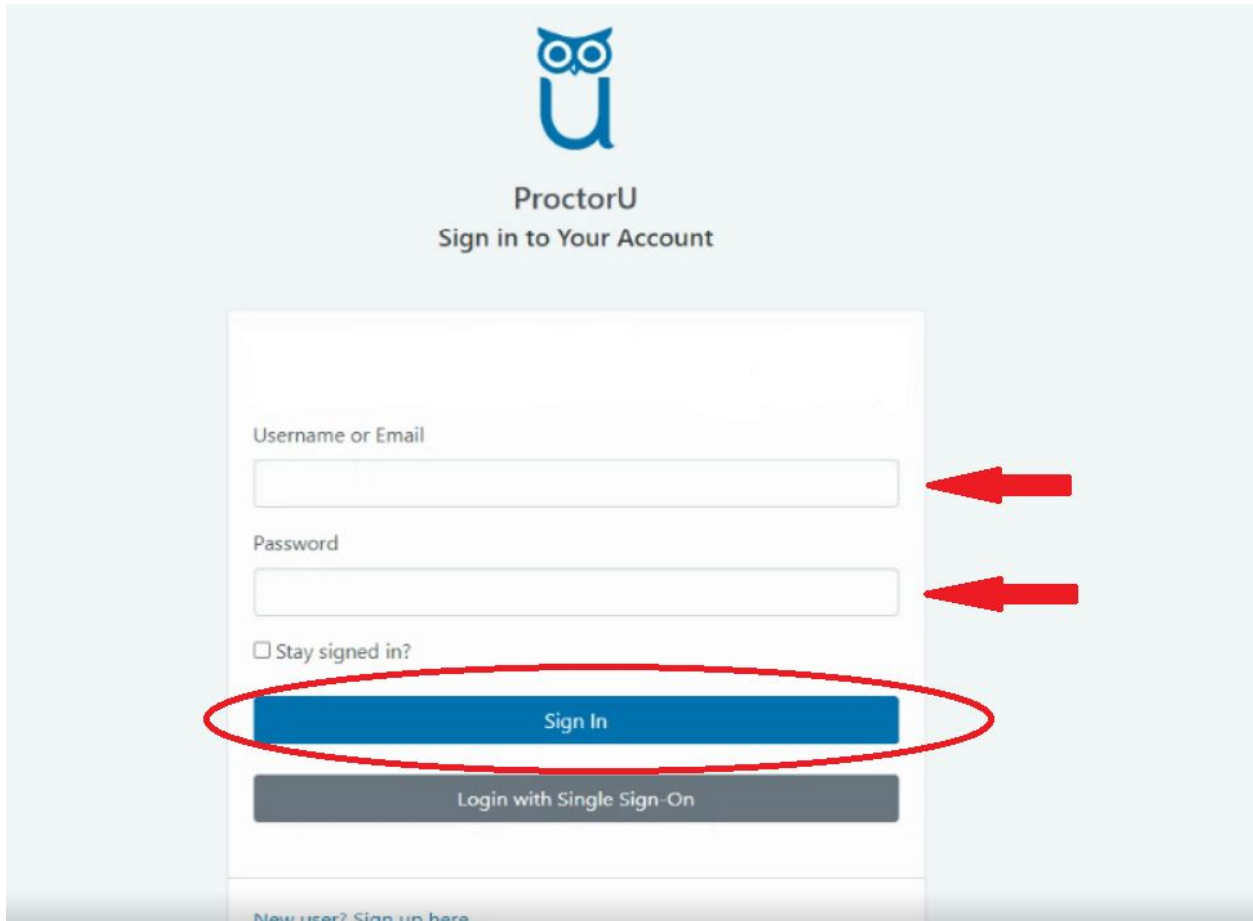


How to register for an A2 Student Pay exam:

Log into your ProctorU student account



The image shows the ProctorU login interface. At the top center is the ProctorU logo, which consists of a stylized owl head above a large letter 'U'. Below the logo, the text 'ProctorU' and 'Sign in to Your Account' is displayed. The main form area contains a 'Username or Email' input field, a 'Password' input field, and a checkbox labeled 'Stay signed in?'. Below these fields are two buttons: a blue 'Sign In' button and a grey 'Login with Single Sign-On' button. The 'Sign In' button is circled in red. Two red arrows point to the right side of the 'Username or Email' and 'Password' input fields. At the bottom left of the form, there is a link that says 'New user? Sign up here'.

ProctorU
Sign in to Your Account

Username or Email

Password

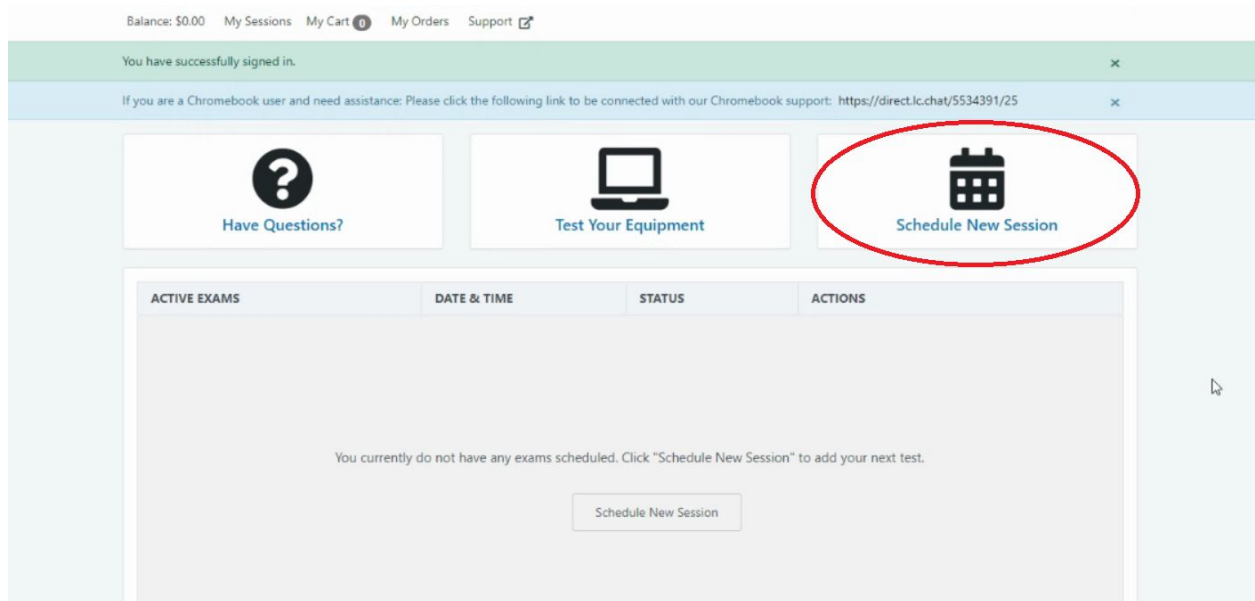
Stay signed in?

Sign In

Login with Single Sign-On

New user? Sign up here

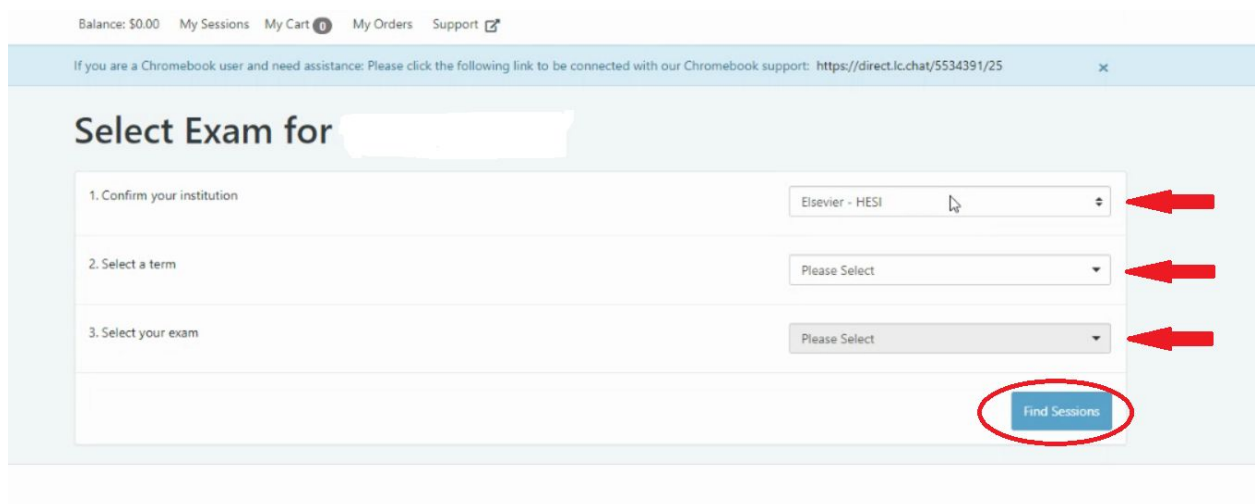
Click on **“Schedule New Session”**




Your institution should always be Elsevier - HESI!

Step 2: select your school from the drop down

Step 3: select the correct exam from the drop down



Select your scheduling preference



Select Scheduling Type

Schedule On Demand Schedule on Demand - take exam immediately
 Schedule For Later Date Schedule for Later Date - taking exam in the future.

Submit

If you select Schedule on Demand the exam will be added to your cart and you will be directed to a page to confirm your session and pay for your exam.

If you select Schedule For Later Date you will be presented with the below calendar to choose the date and time.

Schedule Session

[Select Different Time](#)

Please select a date and time on the left. Once you have selected your date, please click the 'Find Available Times' button.

Select a Date

← April 2020 →

Su	Mo	Tu	We	Th	Fr	Sa
29	30	31	1	2	3	4
5	6	7	8	9	10	11
12	13	14	15	16	17	18
19	20	21	22	23	24	25
26	27	28	29	30	1	2
-3	4	5	6	7	8	9

Select a Time

↑ 04 : 30 AM
↓

Find Available Times

4:10AM CDT Friday, April 24, 2020 13 days from now	Sample Exam	SELECT
4:40AM CDT Friday, April 24, 2020 14 days from now	Sample Exam	SELECT
4:50AM CDT Friday, April 24, 2020 14 days from now	Sample Exam	SELECT
5:20AM CDT Friday, April 24, 2020 14 days from now	Sample Exam	SELECT
5:40AM CDT Friday, April 24, 2020	Sample Exam	SELECT

Confirm you have the correct session.

Confirm Session

Edit Cancel

Session	Institution	Date & Time	Type	Price
Mock HESI A2 Exam	Elsevier - HESI	09/18/2020 3:40PM CDT	Live+	
Take it now (Mock HESI A2 Exam)	Elsevier - HESI	09/18/2020 3:40PM CDT	Take it now	
Total				

Comment
Add a comment...

Your cart content would be held for 10 minutes. **Proceed to Cart**

Review your cart

Balance: \$0.00 My Sessions My Cart **1** My Orders Support

Please checkout to complete your reservation. x

If you are a Chromebook user and need assistance: Please click the following link to be connected with our Chromebook support: <https://direct.lc.chat/5534391/25> x

My Cart

Schedule New Session

Items	Institution	Date & Time	Type	Price	Options
Mock HESI A2 Exam	Elsevier - HESI	09/18/2020 3:40PM CDT	Live+		Edit Details Remove
Take it now (Mock HESI A2 Exam)	Elsevier - HESI	09/18/2020 3:40PM CDT	Take it now		
Total					

Have an access code?
Enter access code **Apply**

Appointments

Premiums

Subtotal

Total

We'll keep your cart safe for 10 minutes, after which we will release these reservation(s) to make room for other test takers.

Proceed to Payment

Enter your payment method and proceed to checkout.

Checkout

Payment Method

Full Name

Card number

Expiration

Card cvv

My Cart [Edit](#)

Appointments:

Premiums:

Total:

Billing Address [Use Mailing Address](#)

First Name

Last Name

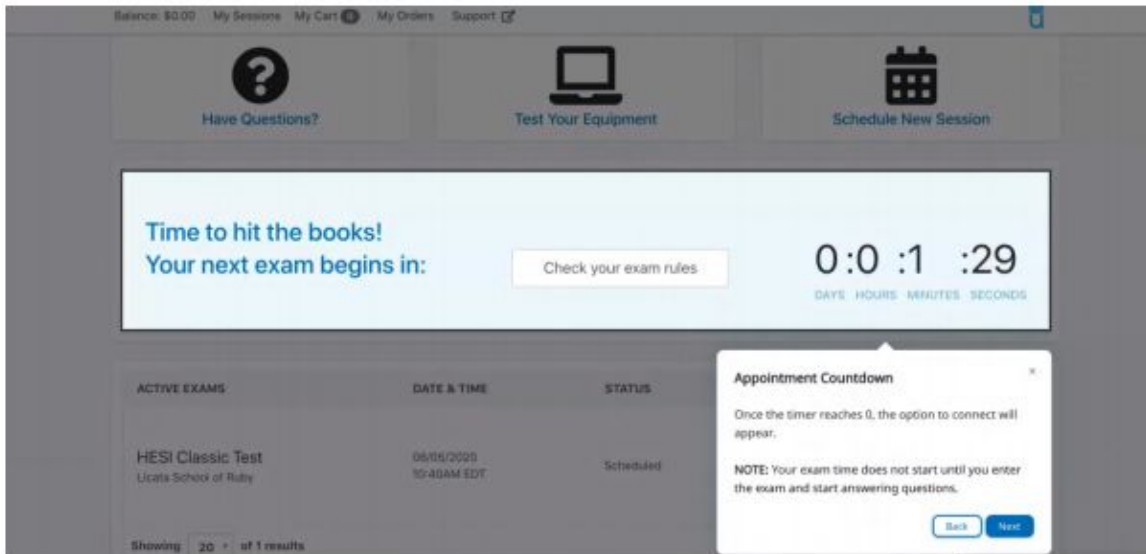
Street *

City

State/Province/Region

Zip/ Postal Code *

Once you have paid for your exam you can click back to the home page and view the count down timer to see exactly how many days, hours, minutes and seconds you have until exam time.



If you "Scheduled on Demand" you will see the screen below and have the option to start your exam.

